

FABRICA 1

Laminados Comerciales

Planos

80x35-50-60

90x35-50-60

100x35-60-70-80

110x35-40-50-60

120x35-40-50-60

130x35-40-50-60

140x35-40-50-60

150x35-40-50-60

Redondos

48 50 53 58 60 63 65

68 70 75 78 80 83 85

88 90 93 95 98 100

110 115 120 125 130

Cuadrados

55 60 65 70 75 80 85

90 95 100 110 120 130

Calidad:

S275JR

S355J2G3

FABRICA 2

Laminados Comerciales en calidad S 275 JR

Angulares Desiguales en 6 y 12 mt.

160x80-10-12

180x90x10-12

200x100x10-12-14-15-16

250x90x10-12-14-16

Angulares en 6 y 12 mt.

130x10-11-12-13-14-15

140x10-11-12-13-14-15

150x10-11-12-13-14-15-16

160x12-13-14-15-16-17

180x16-17-18

T en 6 y 12 mt.

100 120 140

ALMACEN 3

S 235 JR /S275JR EN 10025/EN 10058

CUADRADOS S 275 : 6 8 50 55 60 65 70 80 90 100
in S 355J2 : 110 120 130 140 150 160
in C 45 : 20 25 30 35 40 45 50 60 70 80 90 100 110 120 130

REDONDOS S 275 : 6 8 50 52 55 60 65 70 75 80 85 90 95 100 105 110 115 120 125 130
IN S 355 J2 : 130 135 140 150 155 160 165 170 180 190 200 210 220 240 250 300
in C 45 : 40 45 50 60 65 70 75 80 85 95 105 110 115 125 130

PLANOS

10x3-4-5-6 12x3-4-5-6-8 14x3-4-5-6-8 15x3-4-5-6-8-10 16x3-4-5-6-8-10 18x3-4-5-6-8 20x3-4-5-6-8-10-12-15
25x3-4-5-6-8-10-12-15 30x3-4-5-6-8-10-12-15-20 35x3-4-5-6-8-10-12-15-20-25 40x3-4-5-6-8-10-12-15-20-25-30
45x3-4-5-6-8-10-12-15-20-25-30 50x3-4-5-6-8-10-12-15-20-25-30-40 60x3-4-5-6-8-10-12-15-20-25-30-40-50
70x3-4-5-6-8-10-12-15-20-25-30-40-50 80x3-4-5-6-8-10-12-15-20-25-30-35-40-45-50-60
90x3-4-5-6-8-10-12-15-20-25-30-40-50-60 100x3-4-5-6-8-10-12-15-20-25-30-40-45-50-60
110x4-5-6-8-10-12-15-20-25-30-40-50-60 120x4-5-6-8-10-12-15-20-25-30-40-50-60 130x5-6-8-10-12-15-20-25-30-40-50-60
140x5-6-8-10-12-15-20-25-30-40-50-60 150x5-6-8-10-12-15-20-25-30-35-40-50-60

PLANOS ANCHOS

160x5-6-8-10-12-15-20-25-30-40-50-60 170x8-10-12-15-20-25-30 180x5-6-8-10-12-15-20-25-30-40-50-60
200x5-6-8-10-12-15-20-25-30-40-50-60 220x6-8-10-12-15-20-25-30-40-50
240x10-12-15-20-25-30 250x5-6-8-10-12-15-20-25-30-40-50-60 260x10-12-15-20 280x8-10-12-15-20-25-30
300x5-6-8-10-12-15-20-25-30-40-50-60 350x6-8-10-12-15-20-25-30-40-50 400x6-8-10-12-15-20-25-30-40
500x6-8-10-12-15-20-25-30-40

ANGULOS (LARGO 6 - 12 MTS)

20x3-4 25x3-4-5-6 30x3-4-5-6 35x3-3,5-4-5-6 40x3-4-5-6 45x4-4,5-5-6 50x3-4-5-6-7-8 55x4-5-6
60x4-5-6-8-10 65x5-6-7 70x5-6-7-8-9-10 75x5-6-7-8 80x5-6-7-8-10-12 90x6-7-8-9-10
100x6-7-8-10-12-14-15 110x8-10-12 120x8-10-11-12-13-15 130x8-10-12-14 140x10-12-13-15 150x10-12-14-15-16
150x18-20 160x14-17 180x15-16-18-20 200x13-14-15-16-18-20-22-24

ANGULOS DESIGUALES (LARGO 6 - 12 MTS)

30x20x3-5 40x20x3-4-5 40x25x4-5
45x30x3-4-5 50x30x4-5-6 60x30x5-6-7 60x40x5-6-7 65x50x5-6-7 70x50x6
75x50x5-6-7-8-9-10 80x40x6-8 80x60x6-7-8 80x65x6-8 100x50x6-8-10 100x65x7-8-9-10
100x75x7-8-9-10-11-12 120x60x8-10 120x80x8-10-12 130x65x8-10-12 130x90x10-12 150x75x9-10-11
150x90x10-11-12 150x100x10-12-14 160x80x10-12-14 180x90x10-12 200x100x10-12-14-15-16

T 30 35 40 45 50 70 80 90 100 120 140

U 30X15X4-5 30x33x5 35x17x4 40x20x5 40x35x5 50x25x5 50x38x5 60x30x6 65x42x5,5

en S 275 **HEB** 500 hasta 1000 **HEA** 500 HASTA 1000 **HEM** 100 hasta 1000 **UPN** 320 hasta 400 **IPE** 500-600
en S 355J2 **HEB** 100 hasta 1000 **HEA** 100 HASTA 1000 **HEM** 100 hasta 1000 **UPN** 200 hasta 400 **IPE** 200-600

HIERRO TRIANGULAR : 10x10x15 15x15x20 20x20x25 25x25x30 30x30x35

ALMACEN 4

EXISTENCIAS MATERIAL S 355J0/J2

Tenemos la posibilidad de ofertar el siguiente material listo s.v

PLANOS en 6 MT.

25x6
30x5-6-8-10-12-15-20
35x6-8-10-12-20
40x4-5-6-8-10-15-20-25-30
45x6-8-10-12-20
50x5-6-8-10-12-15-20-25-30
60x5-6-8-10-12-15-20-25-30-40
70x6-8-10-12-15-20-25-30-35-40-50
80x5-6-8-10-12-15-20-25-30-40-50-60
90x8-10-12-15-20-25-30-40-50-60
100x6-8-10-12-15-20-25-30-35-40-50-60-70-80
110x8-10-15-30-50
120x5-8-10-12-15-20-25-30-40-50-60-80
130x8-10-12-15-30-40-50-60
140x8-10-12-15-20-25-30-40
150x5-6-8-10-12-15-20-25-30-40-50-60-80
160x8-10-12-15-20-30-40-50
180x8-10-12-15-20-25-30-40
200x8-10-12-15-20-25-30-40-50-60
220x10-15-20-25-30-40
250x10-12-15-20-25-30-40-50-60-80
300x10-12-15-20-25-30-50

ANGULARES en 6/12 Mt

30x30x4
40x40x4-5-6
50x50x4-5-6-7-8
60x4-5-6-8
70x6-7-8
80x6-8-10
90x6-7-8-9
100x6-8-10-12-14
110x12
120x8-9-10-12-15
130x10-12-14
140x10-12-13-14-15
150x10-12-13-14-15-16-18
180x14-15-16-18-20
200x15-16-18-20

ANG.DESIGUALES en 6/12 Mt

50x30x5-6
60x30x5-6
60x40x5-6-7
65x50-5-6-7
75x50x5-6-7-8
80x40x6-8
80x60x6-7-8
100x50x6-8-10
130x65x8-10
200x100x10-12-14

REDONDOS 6 MT. S 355J2

12 14 16 18 20 22 24 25 26 28 30 32 35 36 38 40 42 45 48 50 52 55 60 65 70 75 80 85
90 100 110 120 130 135 140 150 155 160 170 180 190 200 220 250 300

REDONDOS 6 MT C 45 y 42 Cr Mo 4

50 hasta 300 mm laminado y 310 hasta 700 forjado

REDONDOS 20 MnCr5 40 hasta 150 mm

CUADRADOS 6 MT. S 355 J2

10 16 18 20 25 30 35 40 45 50 55 60 65 70 75 80 90 110 120 130 140 150 160

U-STAHl 6 MT. S 355 j2

50x25 50 x 38 60 x 30 65x42

UNP a 12 mt in S 355 J2 80 100 120 160 180 200 220 240 260 280 300 320 350 380 400

IPE a 12 mt in S 355J2 80 100 120 140 160 180 200 220 240 270 300 330 360 400 500 600

HEA in 12 mt in S 355 J2 100 120 140 160 180 200 220 240 260 280 300

HEB in 12 mt in S 355J2 100 120 140 160 180 200 220 240 260 280 300 400

HEM in 12 mt in S 355J2 100 120 140 160 180 200

Otras medidas sobre consulta

FABRICA 5

Laminados Comerciales en calidad en S 235JR

Planos

30x4-5-6-8-10	70x3-4-5-6-8-10-12
35x4-5-6-8-10	80x3-4-5-6-8-10
40x3-4-5-6-8-10-12	90x3-4-5-6-8-10
45x3-4-5-6-8-10-12	100x3-4-5-6-8
50x3-4-5-6-8-10-12	110x4-5-6
60x3-4-5-6-8-10-12	120x4-5-6
65x 3-4-5	

FABRICA 6

Laminados Comerciales en calidad en S 235JR

Planos

15x8-10
16x8-10
20x3-4-5-6-8-10-12
25x3-4-5-6-8-10-12
30x3-4-5-6-8-10-12
35x3-4-5-6-8-10-12
40x3-4-5-6-8-10-12
50x4-5-6-8-10

Redondos

6 8 10 12 14
15 16 18 20 22

Cuadrados

6 8 10 12 14
15 16 18 20

FABRICA 7

PLANOS ANCHOS

DESDE 250 HASTA 850

TAMBIEN MEDIDAS INTERMEDIAS

ESPESOR:

DESDE 8 HASTA 80 MM

LONGITUD:

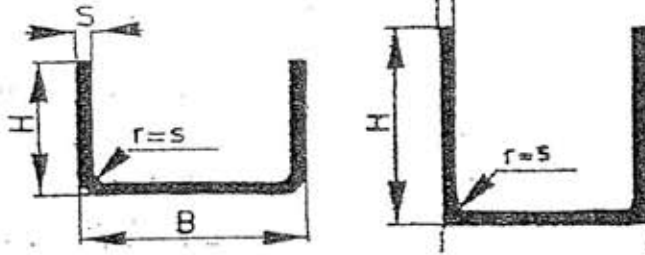
DESDE 6 HASTA 13,5 MT.

CALIDADES:

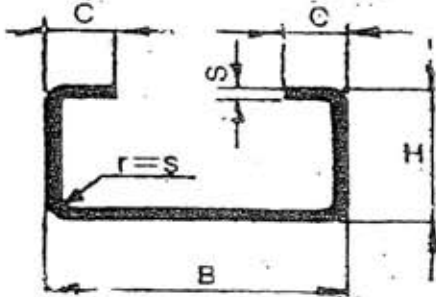
S 235 JR C45 S355J2 S355J2+N
OTRAS CALIDADES SOBRE CONSULTA

Material normas EN 10162, en S 275 JR en largo hasta 12 mt.

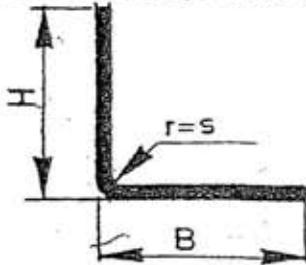
- 1) PERFILADOS EN FRIO - U -
 desde 10x10x10x1,5 hasta 200x390x200x6



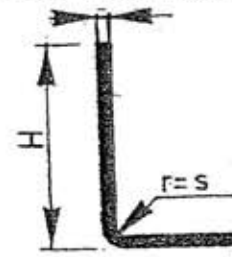
- 2) PERFILADOS EN FRIO - C -
 desde 7,5x15x25x15x7,5x1,5 hasta 25x150x500x150x40x6



- 3) PERFILADOS EN FRIO ANGULARES
 desde 10x10x0,6 hasta 120x120x6



desde 10x15x1,5 hasta 120x100x6



- 4) PERFILADOS EN FRIO - Z -
 desde 10x10x10x0,6 hasta 40x200x40x6

